

# **USPS LEADERSHIP FORUM FOR STAKEHOLDERS**

## **OPERATIONS UPDATE**

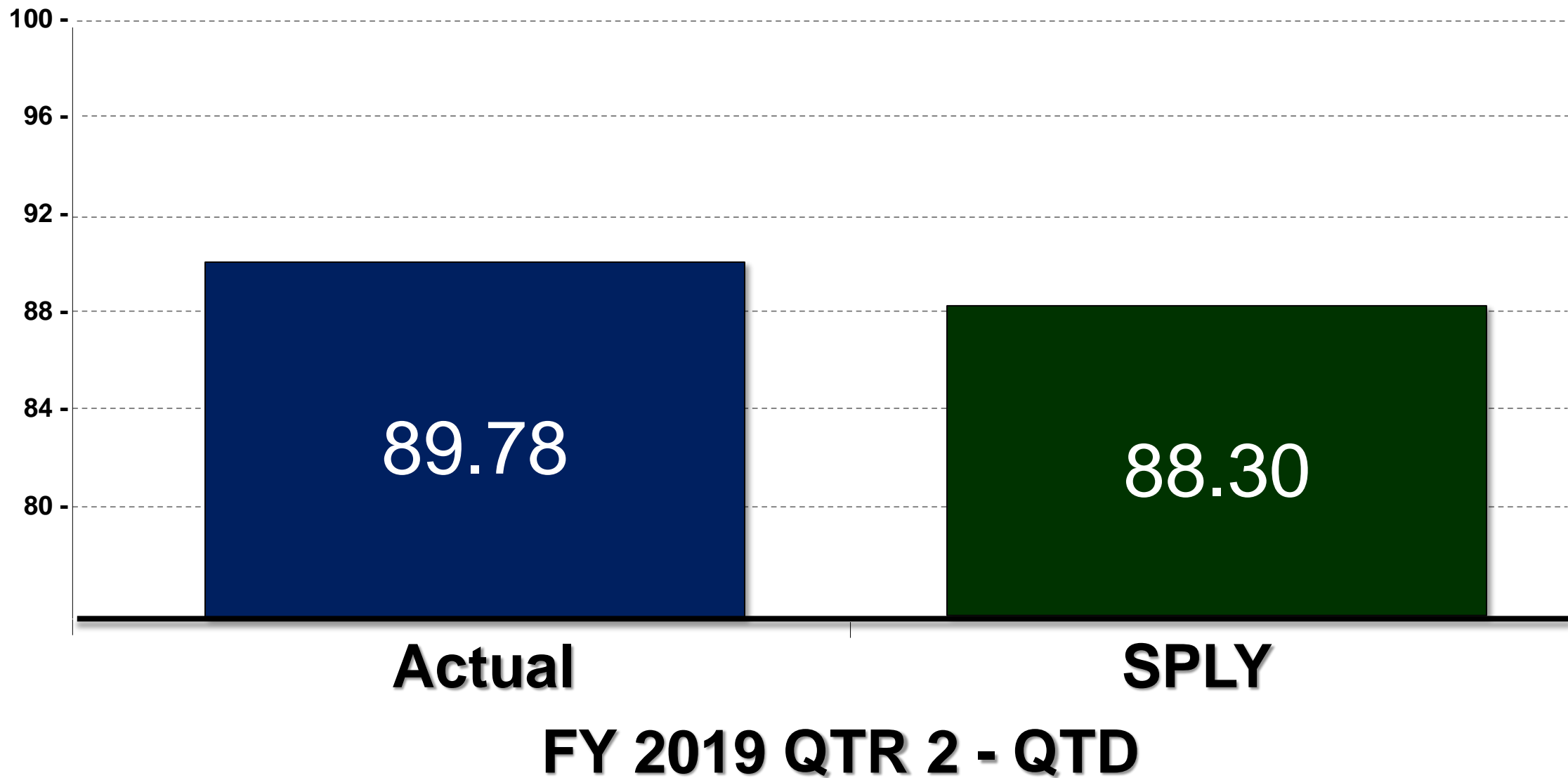
**David E. Williams**

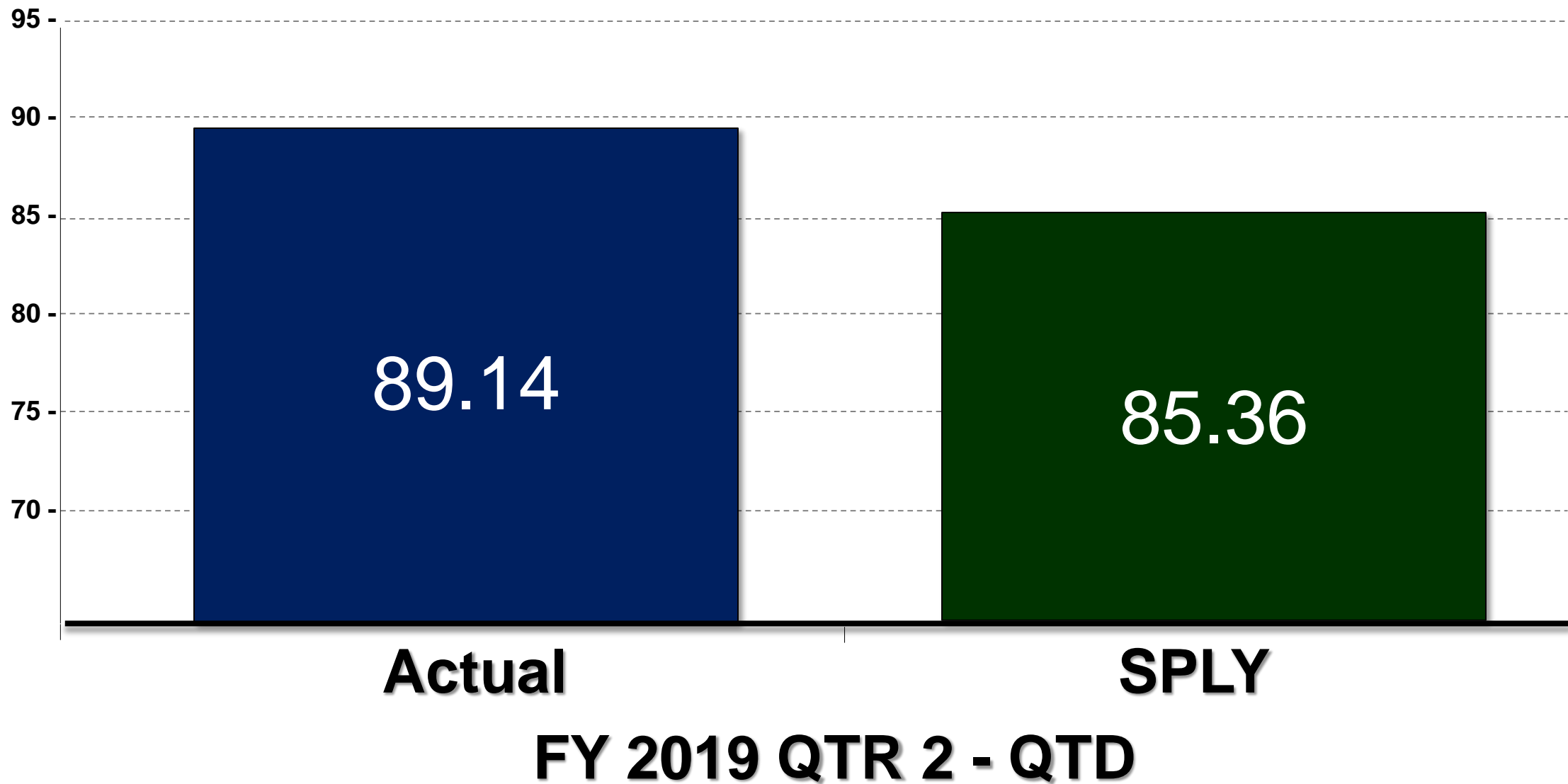
Chief Operating Officer and Executive Vice President

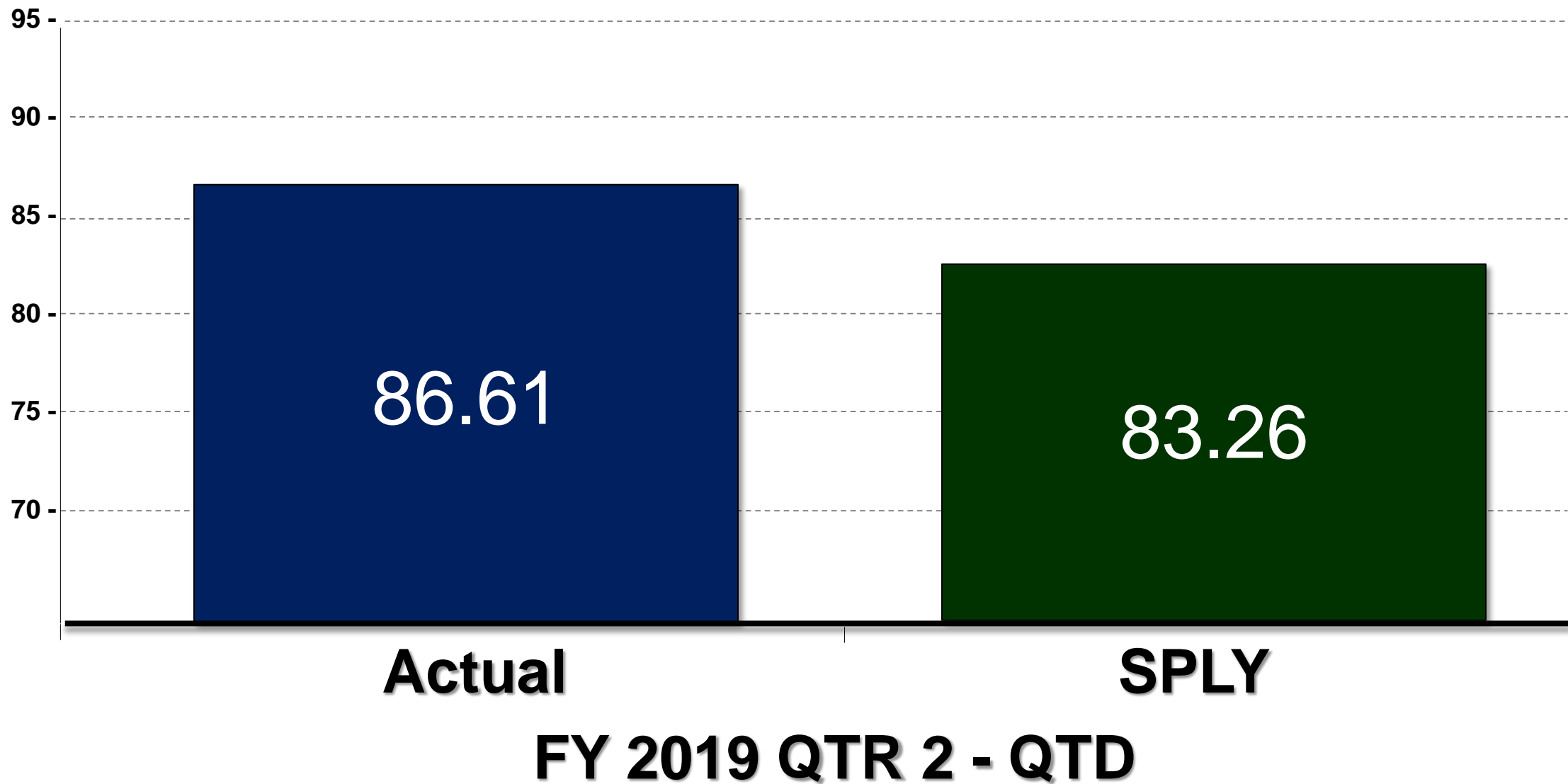
# AGENDA

- Service Performance
- Mail Condition Visualization
- Newspaper Visibility
- MTE Update

# **Service Performance**







# **Mail Condition Visualization**

## December 31<sup>st</sup> 2018

## January 1<sup>st</sup> 2019



AMC/AMF User Manual | AMC/AMF Administrator Manual  
Frequently Asked Questions | Training | Contact Us

Search Criteria

... facility report. The area, district, and ...  
... A selected area will populate the ...  
... ated district information. The same ...  
... principle applies to the district box to populate the facility select box. Use the FY (fiscal ...  
... year), AP (accounting period), and AP Day select boxes to run the report for a given ...  
... date. The Format option allows information to be displayed in Standard (HTML), Printer ...  
... Friendly, Microsoft<sup>TM</sup> Excel, or Microsoft<sup>TM</sup> Word format.

Program PROCESSING & DISTRIBUTION (P&D) FACILITIES

Area CAPITAL METRO EASTERN

District ALL ALABAMA ALASKA

Facility ALL ABILENE POST OFFIC AKRON P&DC

Report Data For Inactive Facilities NO If "Yes" select

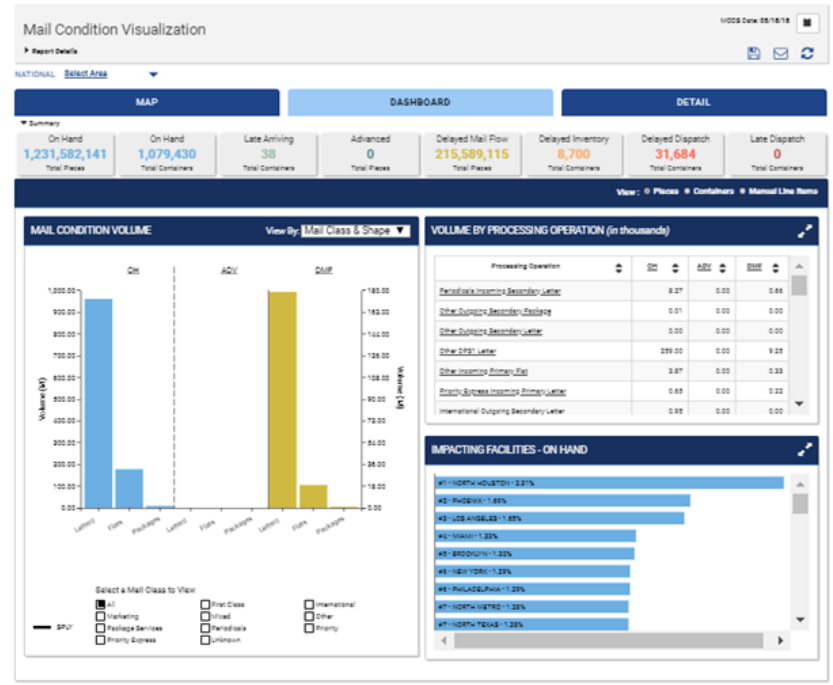
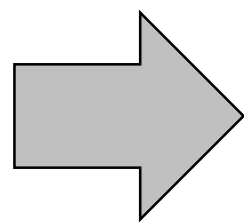
FY/AP/AP Day 2019 / 2 / 1

Use Calendar Date If checked, Calendar

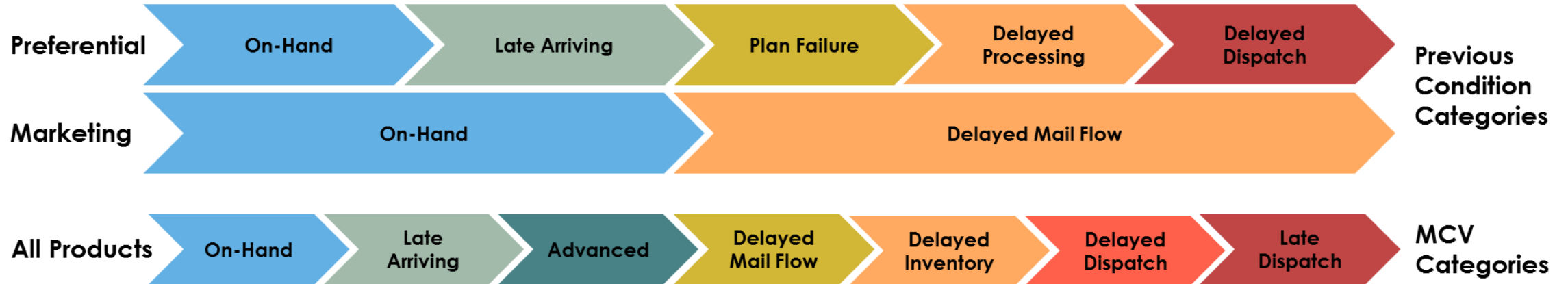
Calendar Date 10/02/2018

TABLE OF CONVERSION FACTORS (BASED ON AVERAGE FULL CONTAINER) - 335PD

Type	Container	Conv Rate	QUANTITIES (ENTERED AS CONTAINERS)				
			On Hand	Plan Failure	Late Arriving	Delayed Processing	Delayed Dispatch
FLATS	POUNDS	1.18	0	0	0	0	0
MIXED	POUNDS	0.53	0	0	0	0	0
MIXED	PARCELS	0.41	0	0	0	0	0
MIXED	FLAT TRAY	17.00	0	0	0	0	0
MIXED	FLATS APC/GPHC/BRMC	600.00	0	0	0	0	0
MIXED	SPBS TRAY	5.98	0	0	0	0	0
MIXED	ORANGE SACK	10.89	0	0	0	0	0
MIXED	U-CART	10.62	0	0	0	0	0
MIXED	1033 HAMPER	19.23	0	0	0	0	0
MIXED	1046 HAMPER	42.50	0	0	0	0	0
MIXED	PALLET 1'	34.18	0	0	0	0	0
MIXED	PALLET 2'	68.35	0	0	0	0	0
MIXED	PALLET 3'	102.53	0	0	0	0	0
MIXED	PALLET 4'	136.70	0	0	0	0	0
MIXED	APC/GPHC/BRMC	85.00	0	0	0	0	0
MIXED	WIRETAINER	85.84	0	0	0	0	0
MIXED	OTR/BMC	170.00	0	0	0	0	0
MIXED	GAYLORD 3'	170.00	0	0	0	0	0







	On-Hand	Late Arriving	Advanced	Delayed Mail Flow	Delayed Inventory	Delayed Dispatch	Late Dispatch
<b>Description</b>	Provides a count of pieces and/or containers that are physically available to process and/or dispatch	Provides a count of containers arriving after CET by product	Provides a count of pieces processed prior to commitment date	Provides a count of pieces processed after mail level clearance time (operating plan compliance)	Provides a count of pieces inbound or within the facility not processed timely and are in a delayed status	Provides a count of containers not loaded and departed within 15 minutes of the DOV	Provides a count of containers that have departed after more than 15 minutes after the DOV
<b>KPI</b>	# Pieces/ Containers in inventory	# Containers arriving late	# Pieces advanced	# Pieces processed after operating plan	# Pieces delayed within inventory	# Containers Not dispatch	# Containers dispatched late
<b>Mail Direction</b>	Inbound & Outbound	Inbound	Inbound	Inbound & Outbound	Inbound & Outbound	Outbound	Outbound
<b>Mail Class</b>	Preferential & Marketing	Preferential & Marketing	Preferential & Marketing	Preferential & Marketing	Preferential & Marketing	Preferential & Marketing	Preferential & Marketing
<b>Count Level</b>	Piece & Container	Container	Piece	Piece	Piece	Container	Container

# **Newspaper Visibility**

## National Rollout Plan

- Initials sites – January 31, 2019

Capital Metro	Northeast	Western
BALTIMORE 212 GREENVILLE 296 GREENSBORO 270 RALEIGH 275 RICHMOND 230 NORTH METRO 300	SYRACUSE 130 HARTFORD 060 BOSTON 021 BURLINGTON 054 SOUTHERN MAINE 040	NORTH PLATTE 691 GRAND JUNCTION 815 GRAND FORKS 582 GREAT FALLS 594 MISSOULA 598 RAPID CITY 577 CEDAR RAPIDS 522 DES MOINES 500 QUAD CITIES 612 WATERLOO 506 LAS VEGAS 890 RENO 894 MEDFORD 975 BOISE 836 PROVO 846 SPOKANE 990 TACOMA 983
Eastern	Southern	
LOUISVILLE 400 CLEVELAND 440 COLUMBUS 430 WILMINGTON 197 BUFFALO 140 ROCHESTER 144	LITTLE ROCK 720 NORTHWEST ARKANSAS 727 TALLAHASSEE 323 BATON ROUGE 707 OKLAHOMA CITY 730 TULSA 740 EL PASO 798 SAN ANTONIO 780 WEST PALM BEACH 334	
Great Lakes		
SOUTH SUBURBAN 604 INDIANAPOLIS 460		

- Goal: All Origin facilities by end of March 2019

## USPS

## Mailer



NEW

Gain intelligence about Full Service Newspaper Mailers

NEW

Add Newspaper to Service Performance Measurement

NEW

Improve Service through diagnostics

NEW

Improve Processing Metrics through diagnostics

Consistent and Reliable Delivery

NEW

Provide Visibility and Tracking of: Container, Tray, Bundles, Pieces

NEW

Provide Service Metrics for Newspapers

NEW

Added value in knowing when product is delivered

NEW

# MTE Update

## USPS has spent \$45M YTD in New Buys

- December 2.6M pieces
- January 2.0M pieces
- February 1.5M pieces

## MTE Inventory Available today

- 6.81 Million EMM Trays & Sleeves
- 10.9 Million MM Trays & Sleeves
- 3.17 Million Half-Trays & Sleeves
- 1.69 Million Pallets
- 1.38 Million Flat Tubs
- 3.70 Million Sacks



## USPS – INDUSTRY COLLABORATION

### OPPORTUNITIES:

NPF 2019 – Indianapolis, IN May 5-8

<http://www.npf.org>

MTAC – Meet Quarterly

<https://postalpro.usps.gov/>

Areas Inspiring Mail Focus Groups –  
Calendar by Area

<http://postalpro.usps.com/industry-forum/area-mailing-industry-focus-group/calendar>



**GROWING TOGETHER**





*Thank You*